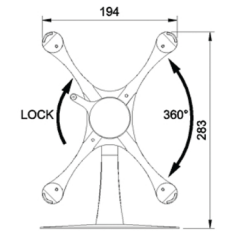
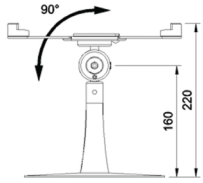


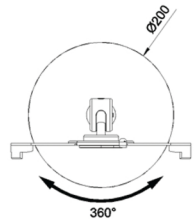
Assembly Instructions - Executive Desk Stand QUICK RELEASE



360 degree rotation
portrait to landscape

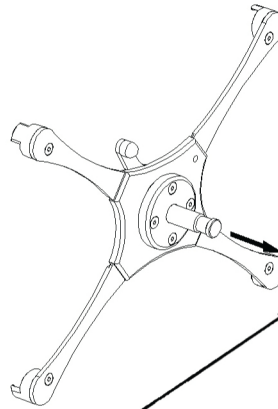


90 degree tilt

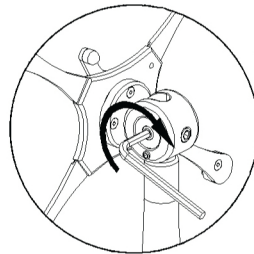
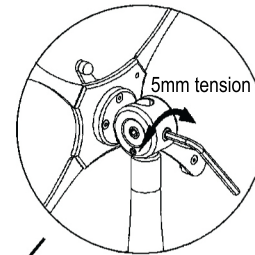


360 degree
swivel around base

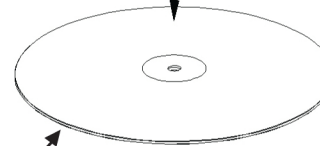
Quick Release Holder



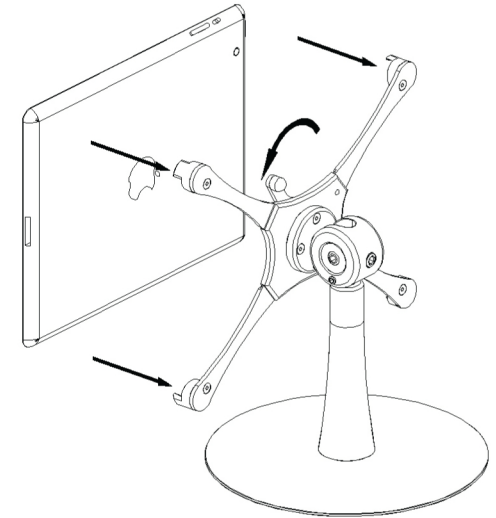
Stand



Base



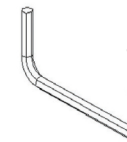
iPad



Instructions:

1. Attach iPad stand to base using 5mm hex key.
2. Insert Quick Release holder to stand and secure using 5mm hex key.
3. Fit iPad to holder and lock in place with lever.
4. Adjust iPad tilt using a 5mm hex key.

Monitors 
in Motion



Tools Required:
- 5 mm Hex Key (supplied)